

KOBELCO

SK17SR-6

SK17SR



We Save You Fuel
Achieving a Low-Carbon Society

Small in Size, Big on Power



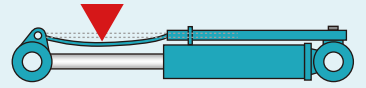
Mini excavators are widely used on sites where space is restricted, such as in residential areas and industrial premises. Users want high power and performance in a small package, with excellent stability in operation and rugged construction and durability, to reduce downtime. The SK17SR combines a compact design with wide digging reach for efficient performance, excellent maneuverability, and tough durability to ensure an extended working life.

Reliable Construction

SK17SR has the durability needed in a machine that works in tight spaces.

Spring Steel Cylinder Rod Guard


The spring steel cylinder rod guard is standard for the bucket, boom and arm cylinder. The use of spring steel not only protects the cylinder rod, but gives resiliency to the guard itself.



Boom cylinder rod guard

Arm cylinder rod guard

Bucket cylinder rod guard



Underside Protector

The frame corners are reinforced with thick casting iron. The side cover has a thicker plate for higher resilience.



LED Work Light

LED Work Light is mounted under the boom to protect from damage.



Dozer

Dozer cylinder rod guard protects dozer cylinder from damage.



Blade Cutting Edge


Backfill dozer blade has wear-resistant cutting edge.



Great Performance in Tight Places

Short Tail Swing

The combination of side-ditch digging function and zero tail radius makes it easy to dig next to walls with a compact operating footprint.



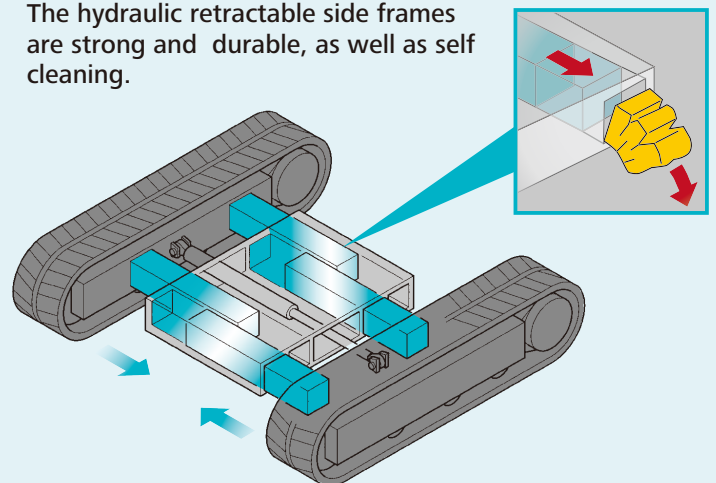
Retractable Crawlers

Crawlers can be easily extended and retracted by operating a simple lever.



Self-cleaning/Retractable Crawler Frames

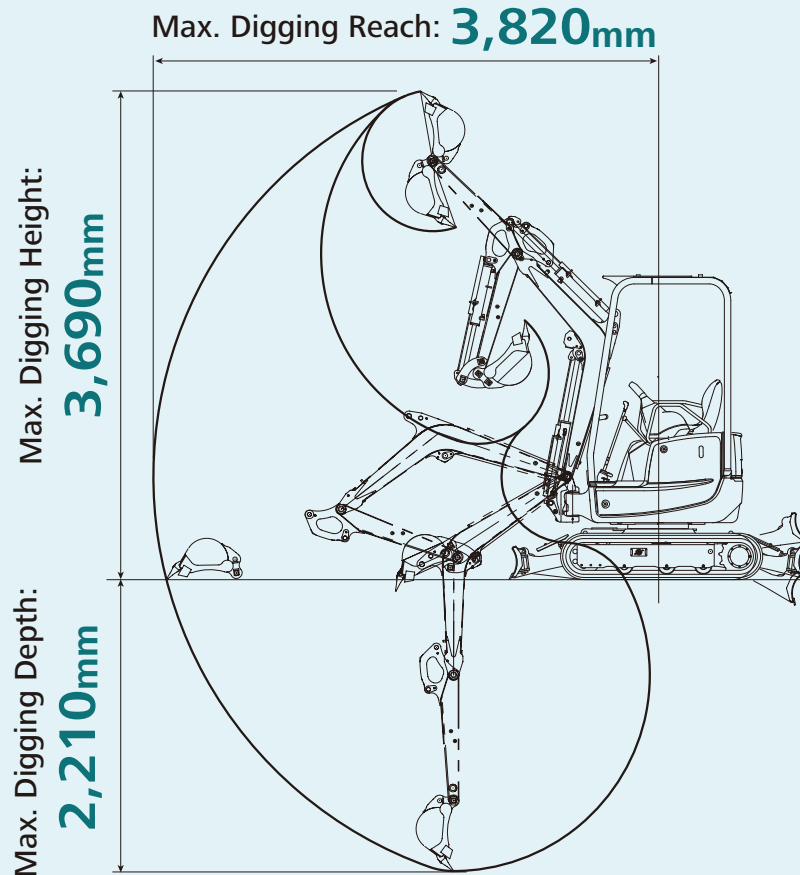
The hydraulic retractable side frames are strong and durable, as well as self-cleaning.



Reliable Construction

Wide Working Range

The SK175R has plenty of working ranges, including top-class max. digging reach and max. digging depth.



Reliable Swing Power, Faster Working Speeds

Boosted swing power and a top-class swing speed deliver shorter cycle times.

Swing Speed: **9.5min⁻¹**

Powerful Digging

For more efficient work performance.

Max. Arm Crowding Force: **8.5kN**

Max. Bucket Digging Force: **15.2kN**

Easy Extended/Retracted Blade

Dozer blade with pin-type hinge can be easily extended/retracted.



Comfortable Work Environment

The large floor space gives operators plenty of foot room. Wide operational space is provided with more room between the left and right control consoles.

Pass-through

A clear left-to-right pass-through offers greater convenience for the operator.



Storage Compartment for Manuals

A handy compartment in the seat-back holds manuals and other documents.



Easy Access to Control Panel and Levers



Control panel



Engine throttle lever



Crawler retract/extension lever



Travel high/low select pedal

Operator Safety

Wrist Rest



Wrist rests fitted on each control lever box ensure fatigue-free operation.

Travel Pedal




The travel pedal simplifies simultaneous operations while the machine is traveling.

Reliable Canopy Structure

The four-support canopy meets ROPS and FOPS standards for greater operator safety.



Safety Lever Lock



Safety lever lock permits enter and exit only when the levers are disengaged to prevent accidental operation.



Travel Alarm

Travel Alarm is equipped as standard.

Easy Maintenance

Easier maintenance, with a fully-opening engine hood and equipment that requires the most frequent checks positioned to be readily visible.

Easy Access to Component (Left)



Cartridge type return filter



Oil level gauge



Battery

Easy Access to Cooling Unit



Radiator

Hose separation



Separation of hoses makes replacement work easier.



Fuel tank

Easy Access to Engine Compartment (Rear)



Fuel filter

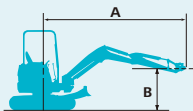


Water separator



Air cleaner

LIFT CAPACITIES



Rating over front

Rating over side or 360 degrees

A: Reach from swing centerline to arm top
B: Arm top height above/below ground
C: Lift point

Shoe: Rubber shoe Dozer blade: Up
Relief valve setting: 20.6 MPa

SK17SR		Bucket: without Shoe: 230 mm					
		2.0 m		2.5 m		At Max. Reach	
A							
2.0 m	kg			*320	*320	230	230
1.5 m	kg	*420	*420	300	*350	200	200
1.0 m	kg	430	410	300	290	200	190
0.5 m	kg	390	380	280	280	190	190
G. L.	kg	350	370	260	280	190	200
-0.5 m	kg	350	360	250	270	200	220
-1.0 m	kg	360	360	270	270	260	260

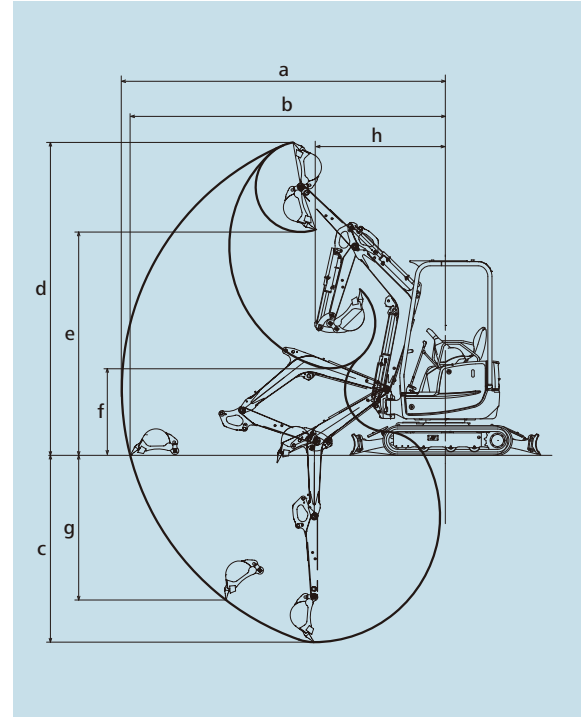
Notes:

- Do not attempt to lift or hold any load that is greater than these lift capacities at their specified lift point radius and heights. Weight of all accessories must be deducted from the above lift capacities.
- Lift capacities are based on machine standing on level, firm, and uniform ground. User must make allowance for job conditions such as soft or uneven ground, out of level conditions, side loads, sudden stopping of loads, hazardous conditions, experience of personnel, etc.
- Arm top defined as lift point.
- The above lift capacities are in compliance with ISO 10567. They do not exceed 87% of hydraulic lift capacity or 75% of tipping load. Lift capacities marked with an asterisk (*) are limited by hydraulic capacity rather than tipping load.
- Operator should be fully acquainted with the Operator's and Maintenance Instructions before operating this machine. Rules for safe operation of equipment should be adhered to at all times.
- Lift capacities apply to only machine as originally manufactured and normally equipped by KOBELCO CONSTRUCTION MACHINERY CO., LTD.

SPECIFICATIONS

GENERAL			
MODEL		SK17SR	
Type		SK17SR-6	
PERFORMANCE			
Bucket Capacity	m ³	0.04	
Travel Speed (high/low)	km/h	4.2/2.1	
Swing Speed	min ⁻¹ {rpm}	9.5	
Gradeability	%(degree)	36 (20)	
Traction Force	kN	18.3	
Bucket Digging Force	kN	15.2	
Arm Crowding Force	kN	8.5	
WEIGHT			
Machine Mass	kg	1,710	
Ground Pressure	kPa	29	
Shoe Type		Rubber	
ENGINE			
Model		Yanmar 3TNV70-XBV	
Type		Water cooled, 4-cycle, 3-cylinder	
Power Output NET (ISO 9249)	kW/min ⁻¹ {rpm}	10.1/2,200	
Max. Torque NET (ISO 9249)	N·m/min ⁻¹ {rpm}	49.9/1,600	
Displacement	L	0.99	
Fuel Tank	L	20	
HYDRAULIC SYSTEM			
Pump		Two variable displacement pumps + two gear pumps (one for pilot pump)	
Max. Discharge Flow	L/min	2 × 17.6, 1 × 13.2, 1 × 7.9	
Relief Valve Setting	MPa	2 × 20.6, 1 × 16.7, 1 × 2.9	
Hydraulic Oil Tank (system)	L	16.5 (26)	
DOZER BLADE			
Width x Height	mm	950/1,280 x 250	
SIDE DIGGING MECHANISM			
Type		Boom swing	
Offset Angle	To the left	degree	41
	To the right	degree	65

WORKING RANGES

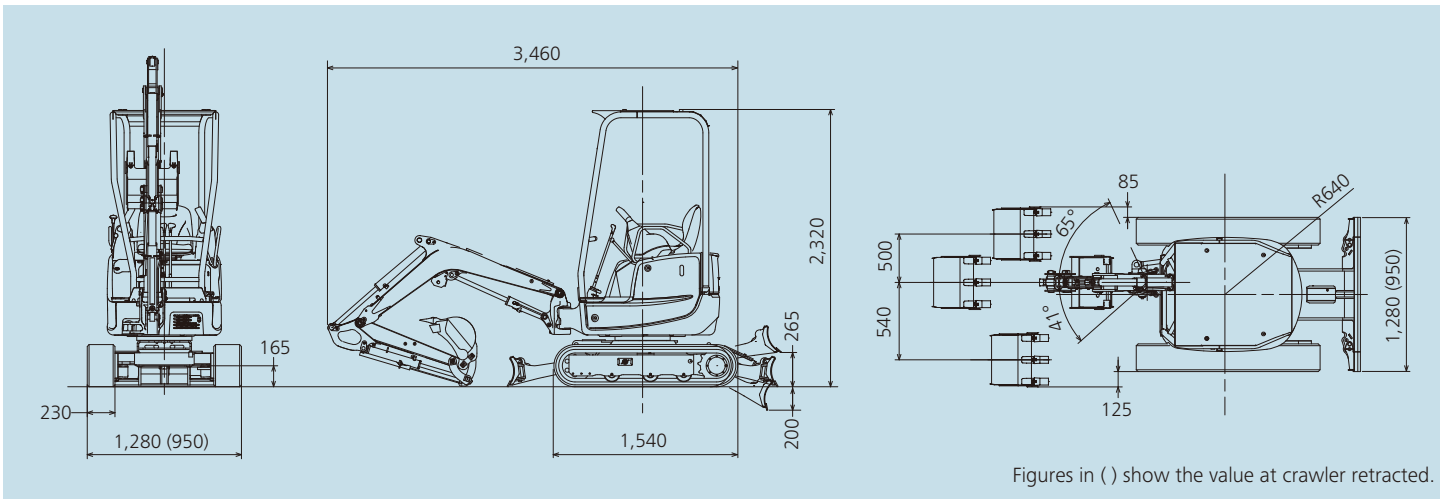


Unit: mm

MODEL	SK17SR
a- Max. digging reach	3,820
b- Max. digging reach at ground level	3,730
c- Max. digging depth	2,210
d- Max. digging height	3,690
e- Max. dumping clearance	2,620
f- Min. dumping clearance	1,010
g- Max. vertical wall digging depth	1,800
h- Min. swing radius (at boom swing)	1,540(1,390)

GENERAL DIMENSIONS

Unit: mm



Figures in () show the value at crawler retracted.

Note: This catalog may contain attachments and optional equipment that are not available in your area. And it may contain photographs of machines with specifications that differ from those of machines sold in your areas. Please consult your nearest KOBELCO distributor for those items you require. Due to our policy of continuous product improvements all designs and specifications are subject to change without advance notice. Copyright by **KOBELCO CONSTRUCTION MACHINERY CO., LTD.** No part of this catalog may be reproduced in any manner without notice.

KOBELCO CONSTRUCTION MACHINERY CO., LTD.

5-15, Kitashinagawa 5-chome, Shinagawa-ku, Tokyo 141-8626 JAPAN
 Tel: +81 (0) 3-5789-2146 Fax: +81 (0) 3-5789-2135
<https://www.kobelcocm-global.com/>

Inquiries To: